


**esatto**


Ready to cook up a storm? Let's get started using this little **Quick Start Guide** to begin cooking with your **ECC905T 90cm Ceramic Cooktop!**



esatto

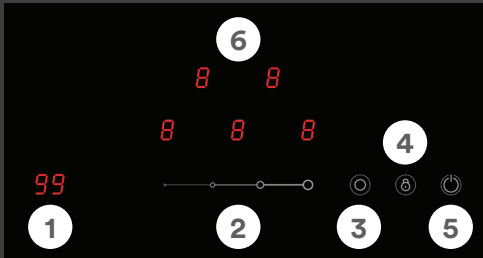
# Get ready to use your ECC905T 90cm Ceramic Cooktop!

## Your Cooktop



- A Durable Ceramic Glass
- B Max. 1800W zone
- C Max. 1200W zone
- D Max. 1100/2000W zone
- E Max. 1000/2200W zone
- F Max. 1200W zone
- G Touch Control Panel

## Control Panel



- 1 Timer control
- 2 Power & Timer slider touch control
- 3 Dual zone control
- 4 Child lock control
- 5 Power button
- 6 Zone selection controls

## Get in Touch

Need help? Contact our friendly support team via the contact details below.

Phone / 1300 11 4357

Email / [support@residentiagroup.com.au](mailto:support@residentiagroup.com.au)

## Product Details

Dimensions (W, D, H mm) / 900 x 520 x 55

Cut-out (A, B mm) / 875 x 495

Warranty / 2 Years


Register your Esatto product online for a free additional year [esatto.house/warranty](http://esatto.house/warranty)

## Before First Use

Before using your new Ceramic cooktop:

- Read all instructions in your user manual, particularly the 'Safety Instructions' section.
- Remove any protective film or stickers that may still be on your ceramic cooktop.

## We're on Socials!

 @esatto.house  @esatto.house

[www.esatto.house](http://www.esatto.house)