

esatto


Ready to cook up a storm?
Let's get started using this little
Quick Start Guide to begin
cooking with your **ECG604WS**
60cm Gas Cooktop with Wok Burner!



esatto

Get ready to use your ECG604WS 60cm Gas Cooktop with Wok Burner!

Your Cooktop



- A Stainless Steel hob
- B Knob Controls
- C Cast Iron Trivets
- D Auxiliary Burner
- E Semi-Rapid Burner
- F Wok Burner

Get in Touch

Need help? Contact our friendly support team via the contact details below.

Phone / 1300 11 4357

Email / support@residentiagroup.com.au

Product Details

Dimensions (W, D, H mm) / 590 × 510 × 100

Cut-out (A, B mm) / 560 × 490

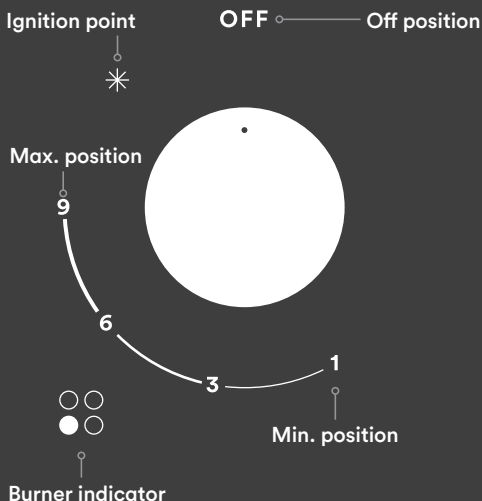
Warranty / 2 Years

Register your Esatto product online for a free additional year esatto.house/warranty



How to ignite the burners

- 1 Press in the control knob of the burner that you wish to light and turn it anti-clockwise towards the ignition symbol.
- 2 If you keep the control knob depressed, the automatic ignition for the burner will operate.
- 3 Then adjust the knob between positions 1 & 9 to your required flame intensity.
- 4 Once you have finished using the burner, ensure the knob is positioned upwards, with the indicator on the knob aligned to the Off knob control position.

Knob Controls



We're on Socials!

 @esatto.house  @esatto.house

www.esatto.house